






MIDDLE EAST, AFRICA & TURKEY



**ENGINEERED INNOVATION Since 1950**

KITCHEN APPLIANCE COLLECTION 2025 / 2026



# CONTENTS

ABOUT BAUMATIC		4
FREESTANDING COOKERS	All Gas	10
	All Electric	16
OVENS	60cm	24
	90cm	30
HOBBS	Gas	42
	Electric	48
COOKER HOODS	Wall	56
	Island	64
	Integrated	70
MICROWAVES	Built In	80
	Freestanding	81
DISHWASHERS	Built In	88
	Freestanding	92
LAUNDRY	Freestanding	98
REFRIGERATION	Built In	106
	Freestanding	110



# ABOUT BAUMATIC

Baumatic is a trusted, global kitchen brand. Baumatic Middle East Trading Company has recently purchased and now owns the brand for the Middle East, Africa and Turkey markets.

The Baumatic MEA Executive team have been working in the Kitchen Appliance industry for many years. This gives you the assurance that they have the know-how when it comes to designing a product range that delivers the latest in technology, efficiency, quality and value.

IT IS EVIDENT TO SEE THAT THEIR PRODUCT DESIGNERS HAVE BEEN **INSPIRED** BY THIS REALISATION TO BRING YOU A **BEAUTIFUL** COLLECTION OF KITCHEN APPLIANCES THAT YOU CAN PROUDLY OWN.



With today's technology, it is expected that electrical products are designed to **make life easier for you**. It is no different in the kitchen appliance market.

Baumatic appliances are engineered with many innovative features that makes using their appliances a simple, elegant and enjoyable experience.

**We refer to it as 'Engineered Innovation'.**



IN COLLABORATION WITH THEIR MANUFACTURING PARTNERS, PRODUCT DESIGNERS AND ENGINEERS, BAUMATIC HAS ASSURED THAT THEIR KITCHEN APPLIANCE RANGE IS THE MOST **RELIABLE** AND WILL OFFER YOU **YEARS OF SERVICE**.

## CUSTOMER CARE

We invite you to discover a world of beautifully crafted European appliances.

Our Product Hot Line will give you access to our experienced product team who will offer advice and help guide you to make an informed decision on your kitchen appliances.

Our Customer Care team has a comprehensive list of product and technical documentation available to send you if required, as well as information on spare parts.

For all U.A.E customers, Baumatic offers you peace of mind with a 2 year parts and labour warranty.

For customers outside the UAE, please see your local importer and distributor for details of the warranty they provide you.

For any service and spare parts enquires, please call us on:

**+971 (0) 4551 3953**







FREESTANDING  
COOKERS



# FREESTANDING COOKERS

## PRODUCT FEATURES

### CAST IRON PAN SUPPORTS

The heavy duty cast iron pan supports on our gas cookers are innovatively designed to help produce greater efficiency and safety whilst you cook. These robust pan supports help heat to be more evenly distributed and provide greater stability to the base of your cookware.



### MADE IN ITALY

Baumatic cookers come from a pedigree of where the best appliance designers and manufacturers traditionally reside in Italy. Our cookers are made to a strict standard to ensure you get the most reliable cooker available today. Expect the highest of quality and design in our cookers that will make you the envy of all your friends.



### EXTRA LARGE OVEN CAVITIES

Baumatic's freestanding cookers have extra large oven cavity that allows you to maximise your cooking space. With a leading 100 litre oven capacity for our 90cm cookers, you can be assured your favourite dishes and utensils will fit with ease.



### TURBO FAN OVENS

Having a turbo fan in the oven cavity (even the gas oven) means that your food is always cooked efficiently and evenly. Don't compromise your cooking results and cook like a professional with a turbo fan Baumatic cooker.



### EASY TO CLEAN DOOR

After cooking your meal we understand that it is important to be able to easily maintain and clean your cooker. Baumatic freestanding cookers feature a full inner glass door that can be easily wiped clean. The glass can be fully removed for more thorough cleaning.



### AUTOMATIC IGNITION

Our under knob ignition makes it even easier for you to start cooking with Baumatic's gas hob cookers. Simply pressing down and turning the control knob activates the automatic ignition device. This eliminates the need to manually ignite the hob or press a separate ignition button as some other models do.



### FLAME FAILURE SAFETY DEVICE


Providing safety in our appliances is imperative, which is why you can enjoy complete peace of mind whilst using Baumatic gas hob cookers when you cook. Our flame failure safety device automatically cuts the gas supply if the flame is extinguished due to a strong current of air or liquid spillage. It's our job to ensure your safety whilst you cook so you can enjoy your time entertaining and cooking safely in the kitchen.







# PROFESSIONAL COOKING



---

FREESTANDING 90CM COOKERS  
ALL GAS / GAS ELECTRIC

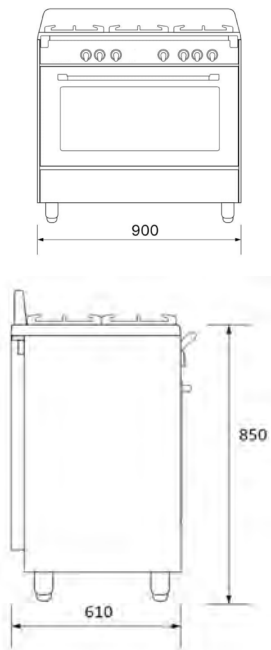





90CM FREE STANDING  
GAS COOKER

Model P MEC9GGESS

- Dimensions: 90X60 cm
- Multifunction Gas oven & Gas grill with Fan
- Fan assisted cooking function
- Auto cavity cooling fan
- Flame failure safety device
- Large 110 Litre Oven Capacity
- Flap drawer
- Adjustable telescopic legs
- Stainless-steel & Black glass finish



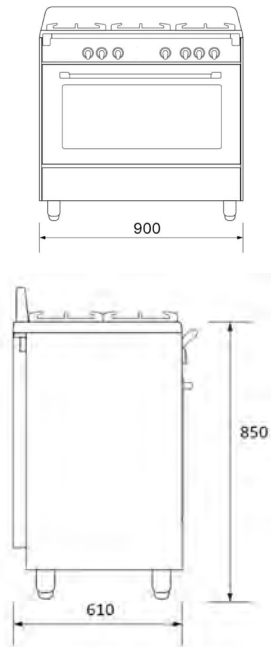
COMPACT  
ALL IN ONE COOKER



90CM FREE STANDING DUAL  
FUEL COOKER

Model P MEC9GEES

- Dimensions: 90X60 cm
- 9 Multi-function Electric oven with Fan
- Turbo fan forced cooking function
- Large 110 Litre Oven Capacity
- Flame failure safety device
- Auto cavity cooling fan
- Auto ignition for hob & oven
- Flap drawer
- Adjustable telescopic legs
- Stainless steel & black glass finish



FREESTANDING 60CM  
COOKERS / GAS / GAS ELECTRIC


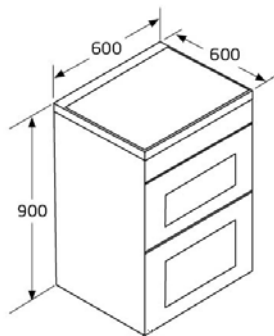
FREESTANDING 60CM COOKERS / ALL GAS / GAS ELECTRIC



60CM GAS / GAS FREESTANDING COOKER

Model BMECGG6ESS

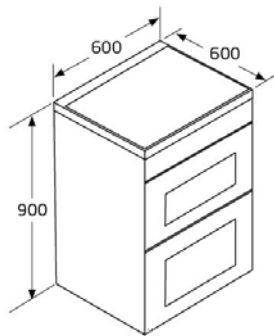
- Gas hob with gas oven
- Gas grill
- Metal lid
- 4 burner gas hob
- Enamel pan stands
- Flame safety device to all burners
- 58 litre oven
- Easy clean grey enamel interior
- Triple glazed door
- Manual timer
- Storage compartment
- Stainless steel & black glass finish



60CM GAS / GAS FREESTANDING COOKER

Model BMECGG6EW

- Gas hob with gas oven & gas grill
- Metal lid, 4 burner gas hob
- Enamel pan stands
- Flame safety device to all burners
- 58 litre oven
- Easy clean grey enamel interior & dual glazed door
- Triple glazed door
- Manual timer
- Storage compartment
- White finish



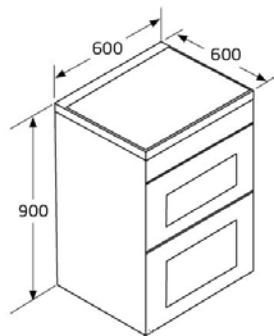
FREESTANDING 60CM COOKERS / ALL GAS / GAS ELECTRIC



60CM GAS / ELECTRIC FREESTANDING COOKER

Model BMECGE6ESS

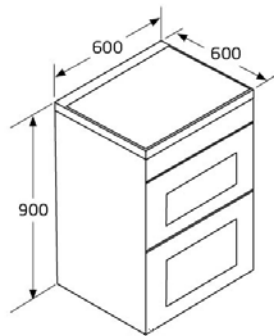
- Gas hob with electric oven
- Metal lid
- 4 burner gas hob
- Enamel pan stands
- Flame safety device to all burners
- 62 litre oven
- 8 multifunctions
- Easy clean grey enamel interior
- Dual glazed door
- LED programmable timer
- Storage compartment
- Stainless steel & black glass finish



60CM GAS / ELECTRIC FREESTANDING COOKER

Model BMECGE6EW

- Gas hob with electric oven
- Metal lid, 4 burner gas hob
- Enamel pan stands
- Flame safety device to all burners
- 62 litre oven
- 8 multifunctions
- Easy clean grey enamel interior & dual glazed door
- LED timer & storage compartment
- Stainless steel & black glass finish





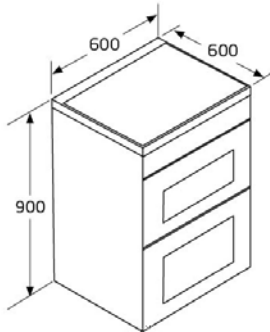
FREESTANDING 60CM COOKERS / ALL ELECTRIC



60CM ALL ELECTRIC / ELECTRIC  
FREESTANDING COOKER

Model BMECEE6ESS

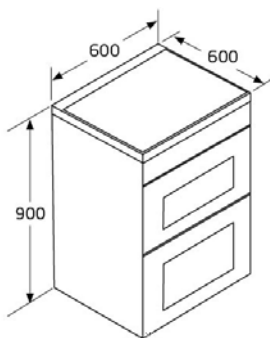
- Ceramic electric hob with electric oven
- 4 electric zone hob
- 8 multifunctions
- 62 litre oven
- Easy clean grey enamel interior
- Triple glazed door
- LED timer
- Storage compartment
- Stainless steel & black glass finish



60CM ALL ELECTRIC  
FREESTANDING COOKER

Model BMECEE6EW

- Ceramic electric hob with electric oven
- 4 electric zone hob
- 8 multifunctions
- 62 litre oven
- Easy clean grey enamel interior
- Triple glazed door
- LED timer
- Storage compartment
- White finish



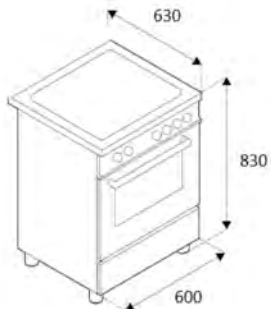
FREESTANDING 60CM COOKERS / ALL ELECTRIC



60CM FREE STANDING  
ELECTRIC COOKER

Model PMECEE6ESS

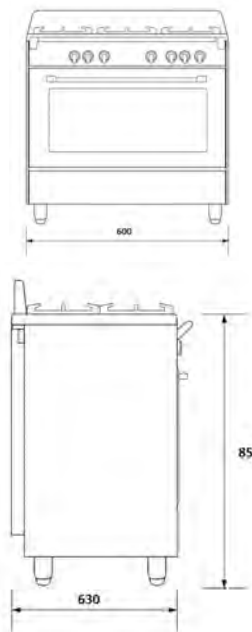
- Multifunction Electric Oven with Fan
- Electric Grill
- Large 65 Litre Oven Capacity
- Auto cavity cooling fan
- Triple glazed door
- A Class Energy Rating
- Stainless-steel & Black glass finish



60CM FREE STANDING GAS COOKER

Model PMECCG6ESS

- Dimensions: 60X60 cm
- Multifunction Gas oven & Gas grill with turbo Fan
- Large 65 Litre Oven Capacity
- Auto ignition for hob & oven
- Flame failure safety device
- Heavy-duty cast-iron pan stands
- Stainless-steel & Black glass finish





BUILT IN OVENS



# OVENS – BUILT IN

## PRODUCT FEATURES

### MULTIPLE OVEN FUNCTIONS

Every Baumatic oven has been designed with precise oven functions that will deliver the very best cooking results for specific dishes. Multiple function capability enables you to cook with the heat source from the base, top or rear of the oven, with or without the fan operating. A simplified version of 4 functions through to an advanced 10 function option is available for the more serious cook.



### EXTRA LARGE OVEN CAVITIES

Baumatic ovens offer a large usable oven capacity that allows you to maximise your cooking space. With our leading 125 litre 90cm built in ovens and 69 litre 60cm ovens, you can be assured your favourite cooking utensils will fit with ease.



### TRIPLE GLAZED FULL GLASS DOOR

Having a triple glazed door ensures the heat is contained within the oven, providing greater safety and cooking efficiency.



### LED PROGRAMMER

The LCD full programmer allows you to set the time you wish your dish to be ready and the duration the food needs to cook for. The oven will simply turn on when required and once finished will turn off.



# OVENS – BUILT IN

### SAFETY LOCK

Safety is always paramount when it comes to the home, particularly in the kitchen where there are appliances that produce heat. To make sure your kitchen appliances are safe from small hands, some ovens feature a child safety lock so that the control panel cannot be activated and the oven accidentally turned on.



### FUNCTION & TEMPERATURE DIGITAL DISPLAY

You can now operate your Baumatic oven with ease with our Digital Display Panel. At any time you can see the function displayed on the screen and a suggested cooking temperature. Take the guess work out but importantly having a digital temperature system accurate to 1 deg, means your recipes will all turn out how they are supposed to.



### FOOD GRADE ENAMEL INTERIORS

Baumatic uses food grade enamel interiors for their ovens, which has anti-corrosion and anti-wear characteristics. Our enamel surface maintains the oven heat more efficiently to cook your food and is easy to wipe clean.

You can even steam clean the oven using 50 deg temperature with the base element setting.





### A ENERGY RATED OVENS

Because we care about the environment, our Baumatic built in ovens are all A rated for energy efficiency. You can be assured of using a minimum amount of energy whilst cooking your favorite meals.





EUROPEAN  
DESIGNED & MADE



---

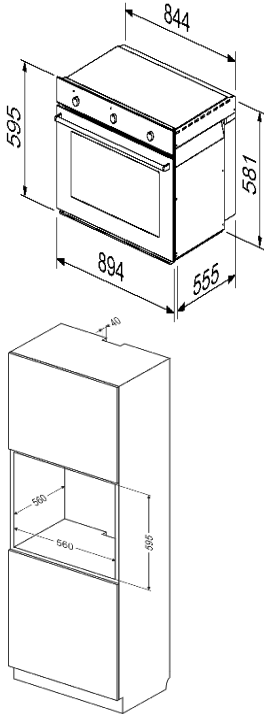
BUILT IN OVENS 60CM



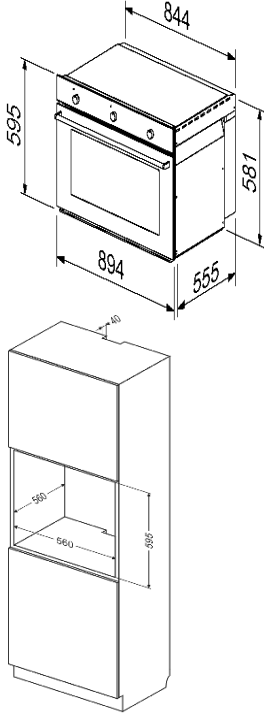
OVENS - BUILT IN



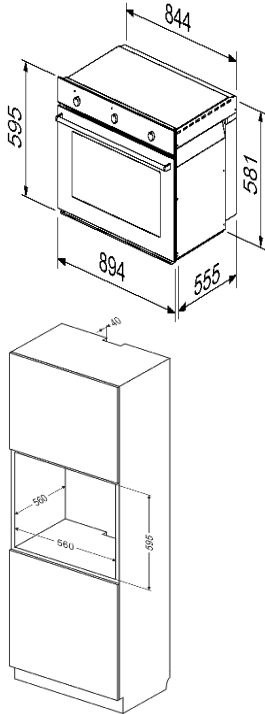
- 60CM 8MF BUILT IN ELECTRIC OVEN**  
**Model BME06E10M**
- 60cm built in electric oven
  - Energy efficiency: A
  - 10 functions
  - Function display
  - Electronic temperature display
  - Touch LED Programmer
  - 69 litre total oven capacity
  - Easy to clean enamel interior
  - Triple glazed door
  - Retractable knobs
  - Telescopic runner
  - Mark free stainless steel and black glass finish



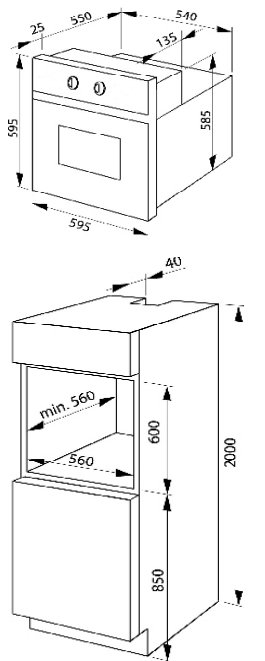
- 60CM 8MF BUILT IN ELECTRIC OVEN**  
**Model BME06E8PM**
- 60cm built in electric oven
  - Energy efficiency: A
  - 8 functions
  - Touch LED Programmer
  - 69 litre total oven capacity
  - Easy to clean grey enamel interior
  - Triple glazed door
  - Retractable knobs
  - Mark free stainless steel and black glass finish



- 60CM BUILT IN ELECTRIC OVEN**  
**Model BME06E8MM**
- 60cm built in electric oven
  - Energy efficiency: A
  - 8 functions
  - Mechanical count down timer
  - 65 litre total capacity
  - Easy to clean grey enamel interior
  - Triple glazed door
  - Retractable knobs
  - Stainless steel and black glass finish



- 60CM BUILT IN GAS OVEN**  
**Model PME06G4SM**
- 60cm built in gas oven
  - 4 functions
  - Fan assisted oven
  - Touch LED timer
  - 62 litre oven capacity
  - Triple glazed door
  - Stainless steel and black glass finish



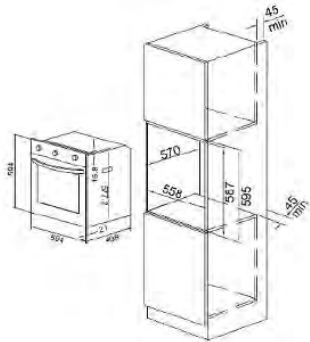
OVENS - BUILT IN



60CM BUILT IN  
ELECTRIC OVEN

Model BME06E10BL

- 60cm built in electric oven
- 10 Functions with Fan
- Large 75 Litre oven capacity
- Fully fan forced oven
- Meat probe
- Cavity cooling fan
- Triple glazed door
- Black glass finish with Stainless steel trim




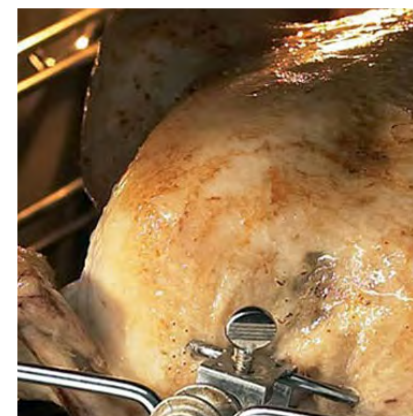

EUROPEAN  
DESIGNED & MADE



BUILT IN OVENS 60CM



# COOK FOR A CROWD

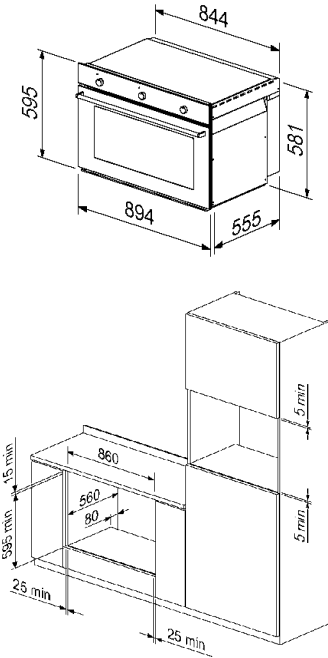


---

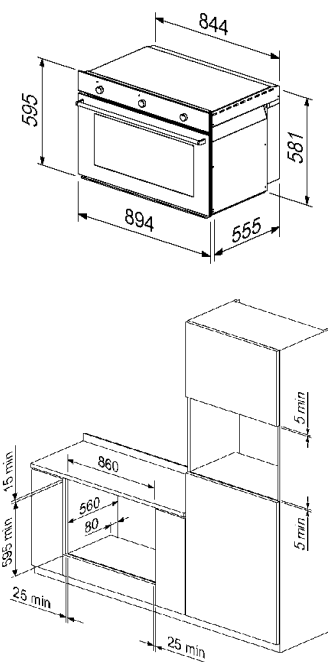
BUILT IN OVENS 90CM



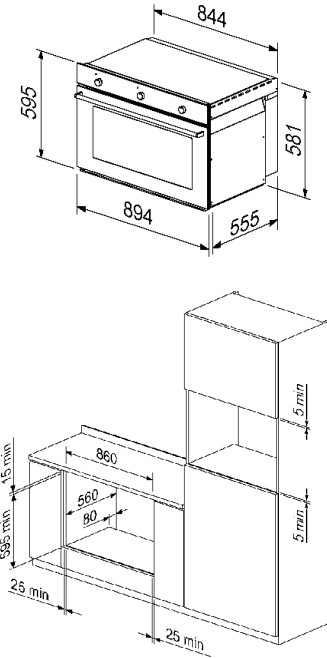
- 90 x 60CM BUILT IN ELECTRIC OVEN**
- Model BME096E93**
- 90 x 60cm built in design
  - Electric operation
  - 9 Cooking functions
  - Triple fan operation
  - Superior 125 litre oven capacity
  - LED touch programmable timer
  - Rotisserie
  - A class energy rating
  - Cool door safety with built in cooling fan
  - Twin lights
  - Full inner door glass for easy cleaning
  - Stainless steel knobs
  - Stainless steel and black glass finish



- 90 x 60CM BUILT IN ELECTRIC OVEN**
- Model BME096E9-2**
- 90 x 60cm built in design
  - Electric operation
  - 9 Cooking functions
  - Superior 125 litre oven capacity
  - LED touch programmable timer
  - Rotisserie
  - A class energy rating
  - Cool door safety with built in cooling fan
  - Twin lights
  - Full inner door glass for easy cleaning
  - Stainless steel knobs
  - Stainless steel and black glass finish



- 90 x 60CM BUILT IN GAS OVEN**
- Model BME096G3-2**
- 90 x 60cm built in design
  - Gas operation
  - Superior 125 litre oven capacity
  - Manual timer
  - Rotisserie
  - A class energy rating
  - Cool door safety with built in cooling fan
  - Twin lights
  - Full inner door glass for easy cleaning
  - Stainless steel knobs
  - Stainless steel and black glass finish



INDUSTRY LEADING TRIPLE FAN CIRCULATION

You can achieve true even cooking and efficiency with 3 fans.



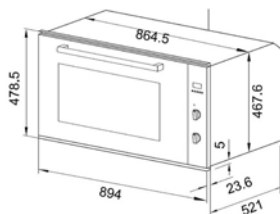




90CM BUILT IN ELECTRIC OVEN

Model BME09ET-2

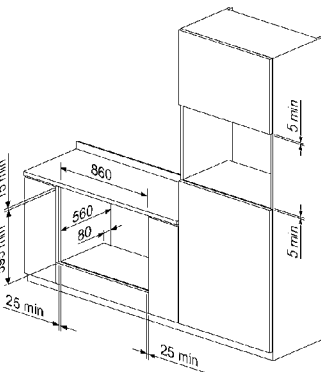
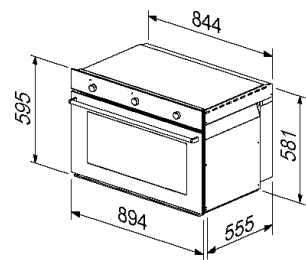
- 90 x 60cm built in design
- 10 Functions with Fan
- Large 120 Litre Oven Capacity
- Full touch control panel
- Fully fan forced oven
- Cavity cooling fan
- double glazed door
- Black glass finish with Stainless steel trim



90 X 60CM BUILT IN ELECTRIC OVEN

Model BME096E9-3

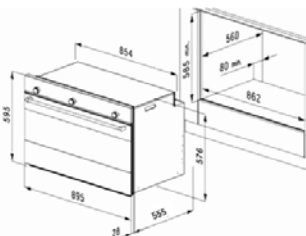
- 90 x 60cm built in design
- 9 Functions with Fan
- Large 125 Litre Oven Capacity
- A Class Energy Rating
- Fan forced
- Touch control cooking Timer
- Stainless steel & Black glass finish



90 X 60CM BUILT IN ELECTRIC OVEN

Model BME096E9BL

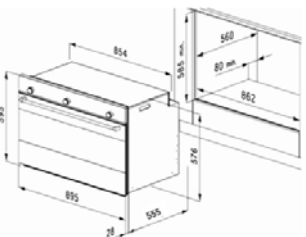
- 90 x 60cm built in design
- 9 Functions with Fan
- Large 125 Litre Oven Capacity
- A Class Energy Rating
- Fan forced
- Touch control cooking Timer
- Black finish



90 X 60CM 3MF BUILT IN GAS OVEN

Model BME096G3BL

- 90 x 60cm built in design
- 3 Functions with Fan
- Large 125 Litre Oven Capacity
- Gas Oven with Fan
- Full Upper Gas Grill
- Cavity cooling fan
- Flame failure safety device
- Removable inner glass
- Complete black finish



FUNCTIONS



**Light**  
Separate light control allows the light to be switched on even when the oven is off.



**Conventional Oven**  
Top element & lower element. This method of cooking provides traditional cooking with heat from outer top and lower elements. Particularly suitable for roasting and baking on one shelf only.



**Outer Top Element**  
This method of cooking uses the outer part of the top element to direct heat downwards onto the food. For gentle cooking, browning or keeping cooked dishes warm.



**Full Grill**  
This cooking method is normal grilling utilising the inner and outer part of the top element, which directs heat downwards onto the food. Suitable for grilling medium or large portions of sausages, bacon, steaks, fish, etc.



**Fan & Grill**  
Suitable for grilling larger portions of meat with the fan also circulating and cooking underside. On this function you don't have to turn food over as it will cook underside.



**Defrost**  
The fan runs without heat to reduce the defrosting time of frozen foods.



**Convection Oven & Fan Assist**  
This method of cooking provides traditional cooking with heat from the top and the lower element, plus the use of circulation fan to ensure a fast and even distribution of the heat. Suitable for light and delicate baking such as pastries.



**Gas Oven**  
Heat transfers through the oven cavity from the gas burner fitted at the base of the oven.



**Gas Grill**  
Heat transfers down from the gas grill positioned in the roof of the oven cavity to grill various portions of meat and vegetables.



**Fan Assisted Gas Grill**  
Heat transfers down from the gas grill positioned in the roof of the oven cavity to grill various portions of meat and vegetables. Thanks to the fan the heat circulates underneath to help also cook the underside, limiting turning of meat and food.



**Gas Fan Assist**  
Heat transfers through the oven cavity from the gas burner fitted at the base of the oven. The hot air is circulated thanks to the turbo fan for even cooking results.



**Convection Oven & Twin Fan**  
This method of cooking provides traditional cooking with heat from the top and the lower element, plus the use of twin turbo circulation fans to ensure a fast and even distribution of the heat. Suitable for light and delicate baking such as pastries.



**Centre Grill**  
This cooking method is normal grilling utilising the inner part only of the top element, which directs heat downward onto the food. Suitable for grilling small portions of bacon, toast, meat, etc.



**Boost**  
This function operates the top grill, base element, fan element and fan to rapidly boost the heat inside the oven to reach your set temperature quicker. Then use another function as desired.



**Fan & Base Heat**  
This method of cooking uses the bottom element or gas burner in the case of gas ovens, while the fan is circulating the heat. With the heat source focused on the base this function is ideal for delicate dishes that don't require much top heat, i.e. pizzas and quiches or reheating pre-cooked food.



**Fan Forced with Base Element**  
This special function operates similar to the fan forced cooking function, where the heat throughout the cavity is evenly distributed and creates a rapid cooking environment. The added benefit of the base element, gives a concentration of heat to the base at the same time of even cooking in your oven.



**Fan Forced**  
A faster and more economical operation. Cooking with the fan on allows different kinds of food to be cooked simultaneously on different shelves, preventing the transmission of smells and tastes from one dish onto another.



**Pizza Function**  
This method of cooking uses the lower and circular element while the heat is distributed by the fan. It reproduces the same conditions of traditional clay wood-fire stoves. Click here to read our Pizza Stone Recipes.



**Fan Forced & Grill**  
This fan forced function has the added top element to ensure a power and even cooking result. Perfect for roasting vegetables and meat.



**Clean**  
Baumatic ovens are equipped with a special 'easy to clean' enamel. This means that on a low temperature, you can place a pan of water on the base and set your temperature to 50 deg. After an hour or so the grease will wipe away and be easier to clean. On our BME06E10M oven, there is a preset function for cleaning in the same manner.



**Lower Element**  
This method of cooking uses the lower element. Heat is directed upward towards the food. Ideal for traditional baking or slow cooking recipes and warming up meals. Use this function also on 50 deg and place a dish of water on the lower shelf for up to 2 hours. This will steam the interior and make it easy to wipe clean with the special Easy Clean Enamel interiors of our ovens.



**Rotisserie**  
Some of our Baumatic ovens feature a rotisserie, which when plugged in, will rotate meat for even and delicious results.





HOBBS

## PRODUCT FEATURES

### HIGH POWERED BURNERS

Baumatic's gas hobs feature a triple flame wok burner, designed to give you maximum precision and flexibility in your cooking.

The triple flame evenly distributes the heat and the high power (4kW) enables you to quickly cook food fast as required. Ideal for pan and wok style cooking.



### FLEXIBLE DESIGNS

Baumatic's range of hobs offers you various designs for your individual style.

Whether you are seeking a beautiful stainless steel gas hob, a glass and stainless gas hob, or a sleek induction or ceramic electric hob.

There is a Baumatic hob design to suit your kitchen design and budget.



### AUTOMATIC IGNITION

Our under knob ignition makes it even easier for you to start cooking with Baumatic's gas hobs. The automatic ignition device is activated by simply pressing down and turning the control knob. This eliminates other manual processes to ignite the hob such as pressing more buttons or trying to find and fiddle with lighting matches.



### CAST-IRON PAN SUPPORTS

The heavy duty cast iron pan supports on our gas hobs are innovatively designed to help produce greater efficiency and safety in your cooking. These strong pan supports help heat to be more evenly distributed and provide greater stability to the base of your cook ware.



### FLAME FAILURE SAFETY DEVICE

Providing safety in our appliances is imperative which is why you can enjoy complete peace of mind whilst using Baumatic gas hobs when you cook. Our flame failure safety device automatically cuts the gas supply if the flame is extinguished due to a strong current of air or liquid spillage. It's our job to ensure your safety whilst you cook so you can enjoy your time entertaining and cooking safely in the kitchen.



### CAST WOK TRIVET

To enhance the use of a wok, some of our Baumatic gas hobs feature a cast iron wok trivet to help stabilise the utensil and ensure an improved distribution of heat from the gas burner. In other models, the cast wok trivet can be purchased as an optional accessory.



### FLEX ZONE COOKING

Baumatic brings you complete flexible and versatile induction cooktops using our innovative flex zone technology. Our new flex zone cooking offers you total freedom as you can now use any shape or size cooking utensil whilst being able to cook anywhere on the hobs surface. We understand your cooking needs and now you can enjoy maximising your induction cooktop to complete all your cooking requirements. The induction flex zone cooktops are available in a 60cm and 38cm hob size.




### INDUCTION

Cooking on an Induction hob offers one of the fastest and most energy efficient way to cook. The technology within an induction hob creates a magnetic field between the induction element in the hob and the pan. A high frequency of magnetic currents is sent through the hob to heat up the pan directly inside. This means that only the pan heats up rather than the cooking surface, therefore making induction hobs one of the safest cooking appliances on the market. Induction hobs have an unmatched performance, quicker than any other type of hob, and are cheaper to run because they use only the precise amount of energy you need.



### SLIDER TOUCH CONTROL PANEL

Our slider touch control ceramic hobs are ergonomically designed to make it easy to use. The design and layout of the controls are made to give you a simple and responsive control of your hob. With a simple touch and slide of the control panel you will have a complete and effective control of cooking your food.



### AUTOMATIC TIMER

The automatic timer is a convenient feature on some of our ceramic cooktops. You can set the automatic timer to any cooking zone and it will shut down the power automatically once the timer has counted down. It can be set up to 99 minutes and is a perfect feature to help you continue doing other things in the kitchen or simply relax.



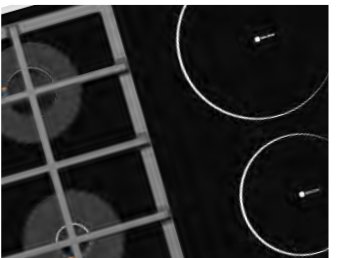
### SAFETY LOCK

Our ceramic cooktops are equipped with a safety lock feature. This is simply activated by gently pushing the lock keys and prevents your controls from being inadvertently adjusted by any member of the family.



### CERAMIC GLASS SURFACE

Baumatic electric hobs and importantly, gas hobs (where glass is the surface), all use toughened ceramic glass. Ceramic glass is a higher quality and more durable glass than standard black glass.







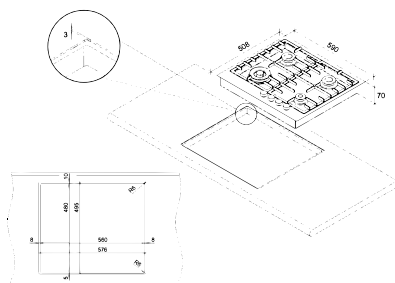
# PRECISION COOKING



---

HOBBS / GAS

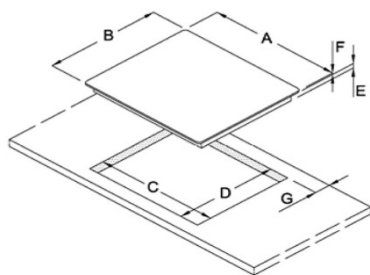




90CM GAS HOB

Model BMEH9GFSS

- 90cm 5 burner gas hob
  - New Flat design (1mm fascia)
  - 4kW wok burner
  - Side wok design
  - Heavy Duty cast iron pan stands
  - Flame failure safety device
  - Front knob controls
  - Steel knobs
  - Automatic under knob ignition
  - Stainless steel finish
  - Made in Italy
- > 1 x 5.50 kW High powered wok burner  
> 1 x 3.00 kW Rapid burner  
> 2 x 1.75 kW Semi-rapid burner  
> 1 x 1.00 kW Auxiliary burner  
> Accessories: LPG Conversion kit, Wok stand

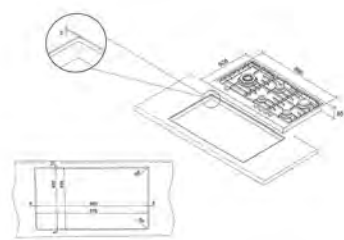


90CM GAS HOB

Model BMEH94G2CSS

- 90cm 5 burner gas hob
  - New Glass & Steel Design
  - 4kW wok burner
  - Side wok design
  - Heavy Duty cast iron pan stands
  - Flame failure safety device
  - Front knob controls
  - Steel knobs
  - Automatic under knob ignition
  - Stainless steel finish
  - Made in Italy
- > 1 x triple flame wok, 4kW  
> 1 x 3.00 kW Rapid burner  
> 2 x 1.75 kW Semi-rapid burner  
> 1 x 1.00 kW Auxiliary burner

A	900mm
B	510mm
C	860mm
D	480mm
E	50mm
F	12mm
G	≥ 50mm

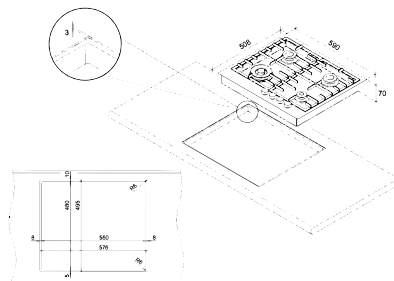


90CM BUILT IN GAS HOB

Model BMEH9GGSS-3

- 90cm 5 burner gas hob
  - Built-in: Ultra-low profile
  - • Particularly versatile – 5 burners
  - • Heavy-duty cast-iron pan stands
  - • Design: Side Wok Design
  - • True designer flat edge
  - • Black control knobs
  - • Complete black finish
- > 1 x triple flame wok  
> 2 x semi rapid burners  
> 1 x Auxiliary burner - 1kW

A	900mm
B	510mm
C	860mm
D	480mm
E	50mm
F	12mm
G	≥ 50mm



60CM GAS HOB

Model BMEH6GFSS

- 60cm 4 burner gas hob
  - New Flat design (1mm fascia)
  - 4kW wok burner
  - Side wok design
  - Heavy Duty cast iron pan stands
  - Flame failure safety device
  - Front knob controls
  - Steel knobs
  - Automatic under knob ignition
  - Stainless steel finish
  - Made in Italy
- > 1 x triple flame wok  
> 2 x semi rapid burners  
> 1 x Auxiliary burner - 1kW

A	900mm
B	510mm
C	860mm
D	480mm
E	50mm
F	12mm
G	≥ 50mm



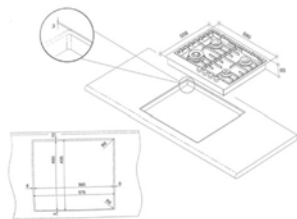


60CM BUILT IN GAS HOB

Model BMEH6GGSS

- Built-in: Ultra-low profile
- • Particularly versatile – 4 burners
- • Black control knobs
- • Flame failure safety device
- • Design: True designer flat edge
- • Black finish

A	600mm
B	510mm
C	560mm
D	490mm
E	45mm
F	3mm
G	≥ 50mm

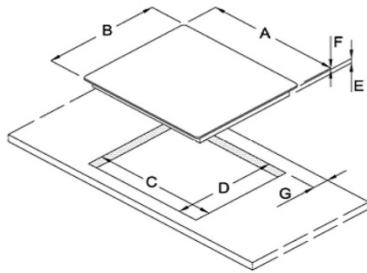


60CM GAS HOB

Model BMEH6SGESS

- 60cm 4 burner gas hob
- New Slimline design
- Cast iron pan stands
- Flame failure safety device
- Front controls.
- Automatic under knob ignition
- Stainless steel finish
- European made

A	590mm
B	520mm
C	560mm
D	490mm
E	52mm
F	5.2mm
G	≥ 50mm



- > 1 x triple flame wok - 3kW
- > 1 x Semi Rapid burners - (not medium large) - 2.5kW
- > 1 x Auxiliary burner - 1kW

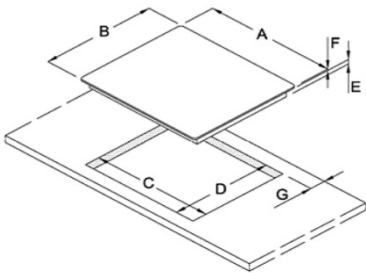


60CM GAS HOB

Model BMEH6GESS

- 60cm 4 burner gas hob
- New slimline design
- 3kW wok burn
- Cast iron pan stands
- Flame failure safety device
- Front knob controls
- Automatic under knob ignition
- Stainless steel finish

A	590mm
B	520mm
C	560mm
D	490mm
E	52mm
F	5.2mm
G	≥ 50mm



- > 1 x triple flame wok - 3kW
- > 2 x Semi Rapid burners - (not medium large) - 2.5kW
- > 1 x Auxiliary burner - 1kW

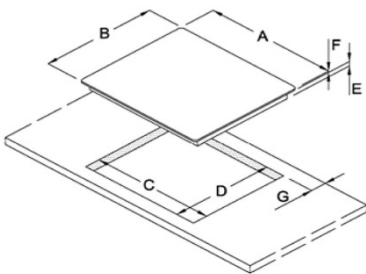


30CM GAS HOB

Model BMEH3GSS-2

- 30cm 2 burner gas hob
- New flat design
- Cast iron pan stands
- Flame failure safety device
- Front knob controls
- Automatic under knob ignition
- Stainless steel finish
- Made in Italy

A	287mm
B	510mm
C	275mm
D	495mm
E	45mm
F	8mm
G	≥ 50mm




- > 1 x Rapid burner - 3kW
- > 1 x Auxiliary burner - 1kW





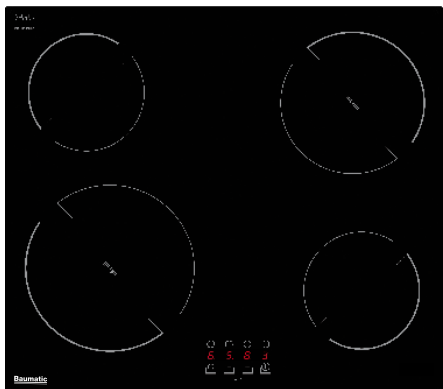
## SLEEK DESIGN



---

HOBBS / ELECTRIC

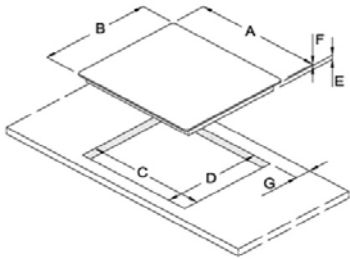




60CM CERAMIC HOB  
Model BMEH64EE

- 60cm ceramic hob
- 4 standard zone
- Front touch controls
- LED display for heat setting
- Child safety lock
- Frameless design

A	600mm
B	510mm
C	560mm
D	490mm
E	45mm
F	3mm
G	≥ 50mm



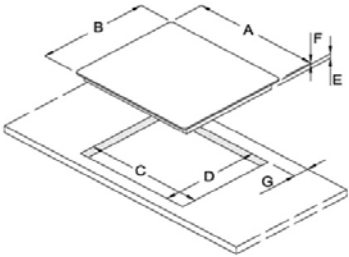
- > 2 x 145 mm medium zone
- > 1 x 180 mm large zone
- > 1 x 210mm extra large zone



30CM CERAMIC HOB  
Model BMEH32EE

- 30cm ceramic electric hob
- 2 x Ceramic electric zone
- 1 x large zone & 1 x medium zone
- Front touch controls
- Electronic timer
- Safety lock
- Framless design

A	300mm
B	510mm
C	285mm
D	490mm
E	45mm
F	3mm
G	≥ 50mm



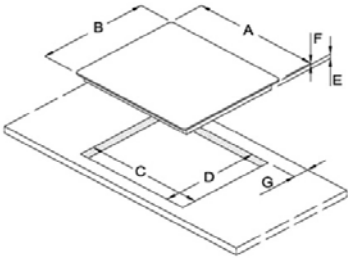
- > 1 x 180 mm large zone
- > 1 x 145 mm medium zone



90CM CERAMIC HOB  
Model BMEH95EE

- 90cm ceramic hob
- 5 ceramic electric zone
- 1x triple hyper speed zone
- 1x double hyper speed zone
- Front touch control
- Electronic timer
- Safety lock
- Bevelled edge
- LED display for heat setting

A	900mm
B	518mm
C	867mm
D	490mm
E	48mm
F	3mm
G	≥ 50mm



- > 2 x 1.45 mm 1.2 kW ea medium zone
- > 1 x 180 mm 1.8 kW large zone
- > 1 x 210 mm 2.3 kW triple zone
- > 1 x 170 x 265mm 2,2 kW extended zone

## INDUCTION COOKING

Delicately simmer sauces or melt chocolate. Cook stir fries and meat faster than gas. Induction cooking is the most efficient cooking method on the market today.

You'll be more confident cooking with induction. The superior cooking speed combined with being the safest hob to use on the market is a must for all families.







COOKER HOODS

# COOKER HOODS

## PRODUCT FEATURES

### HIGH PERFORMANCE MOTORS

For the most demanding kitchens, Baumatic offers high performance cooker hood extraction. You can enjoy a cleaner and fresher environment with performance power of up to 1000 cubic meter air volume per hour.



### LED LIGHTING

LED lighting provides an optimum whiter light across your cooking area at a fraction of the running cost of traditional bulbs. They are also more reliable, saving you on the cost and inconvenience of replacing them regularly. Check our Baumatic cooker hood range to find out which models feature stunning LED lighting.



### LED CONTROL & DISPLAY

An alternative to conventional push button controls, Baumatic offers you the option of having an LED control system. Its simple to operate our cooker hoods thanks to the LED display and soft touch electronic controls. Modern, sleek and stylish, consider the LED control system by Baumatic cooker hoods.



### DESIGN

Our product designers are constantly researching and developing new design possibilities to bring you a collection of beautiful cooker hoods that are as individual as you are. Finished in stainless steel, glass and black finishes, Baumatic Cooker hoods lead the way in design.



### QUIET OPERATION

Baumatic cooker hoods have been designed to provide optimum performance with minimum noise. Operating from as little as 47 DB noise level our cooker hoods will efficiently extract cooking fumes with the least amount of noise.



# CLEAN AIR



## COOKER HOODS / WALL HOODS



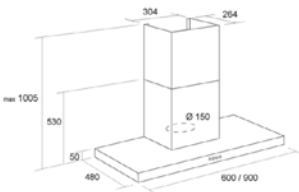
# COOKER HOODS / WALL HOODS



## 60CM CHIMNEY COOKER HOOD

### Model BMECH6WTBL

- 1000 m3/hr high extraction capacity
- 4 Speed motor plus boost feature
- Intuitive gesture control operation
- Suitable for ducted extraction or recirculation
- Ducting Pipe Supplied: 1.5m Flexible Aluminium
- Stainless steel & black glass finish



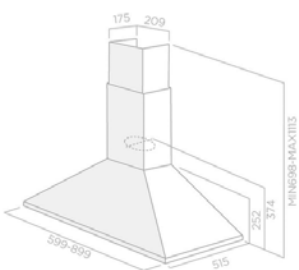
- > Noise level: 47-65 DB (min / max)
- > Air flow: is 1000 (m3/h)
- > Lamp wattage: 2 x 2w
- > Total Power: 324w
- > Duct position: Top
- > Duct size: 150mm
- > Extraction or recirculation
- > Optional charcoal filter



## 60CM WALL MOUNTED COOKER HOOD

### Model PMECH6WESS

- 800 m3/hr Extraction capacity
- 3 Speed motor setting
- Washable aluminum grease filters
- Suitable for ducted extraction or recirculation
- Stainless steel finish



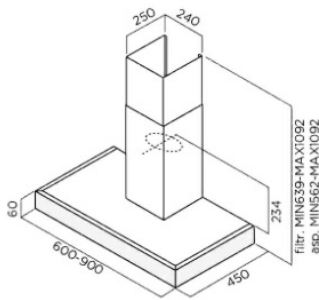
- > Noise level: 47-65 DB (min / max)
- > Air flow: 800 (m3/h)
- > Lamp wattage: 2 x 3w
- > Total Power: 186w
- > Duct position: Top
- > Duct size: 150mm
- > Extraction or recirculation
- > Optional charcoal filter



## 60CM WALL MOUNTED COOKER HOOD

### Model BMECH6WSS-2

- Box style design
- 900 m3/h motor capacity
- Electronic touch control
- Digital display
- 3 speed plus boost feature
- Twin halogen lamps
- Removable & washable grease filter
- Stainless steel finish



- > Noise level: 47-65 DB (min / max)
- > Air flow: 350-900 (m3/h)
- > Lamp wattage: 2 x 20w
- > Total Power: 290watts
- > Duct position: Top
- > Duct size: 150mm
- > Extraction or recirculation
- > Optional charcoal filter

# COOKER HOODS / WALL HOODS

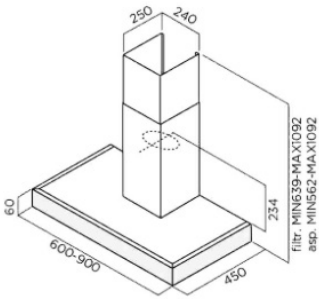
# COOKER HOODS / WALL HOODS



## 90CM WALL MOUNTED COOKER HOOD

### Model BMECH9WSS-2

- Box style design
- 900 m3/h motor capacity
- Electronic touch control
- Digital display
- 3 speed plus boost feature
- Twin halogen lamps
- Removable & washable grease filter
- Stainless steel finish



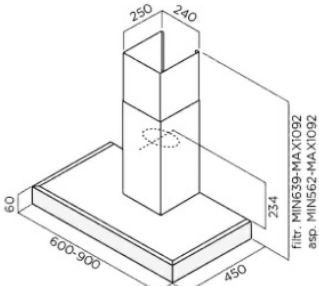
- > Noise level: 47-65 DB (min / max)
- > Air flow: 350-900 (m3/h)
- > Lamp wattage: 2 x 20w
- > Total Power: 290watts
- > Duct position: Top
- > Duct size: 150mm
- > Extraction or recirculation
- > Optional charcoal filter



## 90CM WALL MOUNTED COOKER HOOD

### Model BMECH6WGLSS-2

- Curved glass design
- 900 m3/h motor capacity
- Electronic touch control
- Digital display
- 3 speed plus boost feature
- Twin halogen lamps
- Removable & washable grease filter
- Stainless steel finish



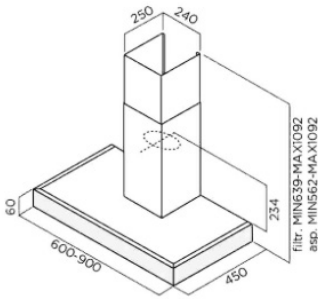
- > Noise level: 47-65 DB (min / max)
- > Air flow: 350-900 (m3/h)
- > Lamp wattage: 2 x 20w
- > Total Power: 290watts
- > Duct position: Top
- > Duct size: 150mm
- > Extraction or recirculation
- > Optional charcoal filter



## 90CM WALL MOUNTED COOKER HOOD

### Model BMECH9WGLSS-2

- Curved glass design
- 900 m3/h motor capacity
- Electronic touch control
- Digital display
- 3 speed plus boost feature
- Twin halogen lamps
- Removable & washable grease filter
- Stainless steel finish



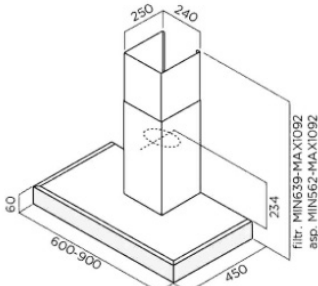
- > Noise level: 47-65 DB (min / max)
- > Air flow: 350-900 (m3/h)
- > Lamp wattage: 2 x 20w
- > Total Power: 290watts
- > Duct position: Top
- > Duct size: 150mm
- > Extraction or recirculation
- > Optional charcoal filter



## 60CM WALL MOUNTED COOKER HOOD

### Model BMECH6WTSS

- Box style design
- 1000 m3/h motor capacity
- Electronic touch control with LED display
- 3 speed plus boost feature
- Twin LED lamps
- Removable & washable grease filter



- > Noise level: 47-65 DB (min / max)
- > Air flow: 350-900 (m3/h)
- > Lamp wattage: 2 x 20w
- > Total Power: 290watts
- > Duct position: Top
- > Duct size: 150mm
- > Extraction or recirculation
- > Optional charcoal filter



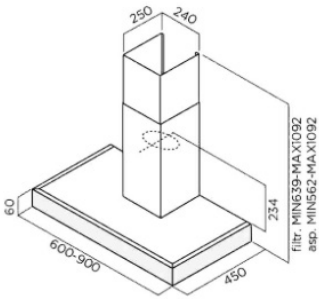
# COOKER HOODS / WALL HOODS



## 90CM WALL MOUNTED COOKER HOOD

### Model BMECH9WTSS

- Box style design
- 1000 m3/h motor capacity
- Electronic touch control with LED display
- 3 speed plus boost feature
- Twin LED lamps
- Removable & washable grease filter
- Stainless steel finish



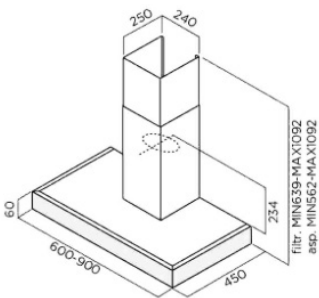
- > Noise level: 47-65 DB (min / max)
- > Air flow: 350-900 (m3/h)
- > Lamp wattage: 2 x 20w
- > Total Power: 290watts
- > Duct position: Top
- > Duct size: 150mm
- > Extraction or recirculation
- > Optional charcoal filter



## 90CM WALL MOUNTED COOKER HOOD

### Model BAT19.3SS

- Slim line box design
- 1000 m3/h motor capacity
- Push button controls
- 3 speed
- Twin LED lamps
- Removable & washable grease filter
- Stainless steel finish



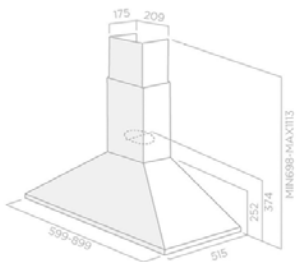
- > Noise level: 47-65 DB (min / max)
- > Air flow: 350-900 (m3/h)
- > Lamp wattage: 2 x 20w
- > Total Power: 290watts
- > Duct position: Top
- > Duct size: 150mm
- > Extraction or recirculation
- > Optional charcoal filter



## 90CM WALL MOUNTED COOKER HOOD

### Model PMECH9WESS

- 800 m3/hr Extraction capacity
- 3 Speed motor setting
- Suitable for ducted extraction or recirculation
- Washable aluminum grease filters
- Stainless steel finish



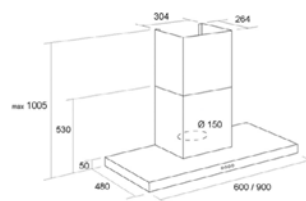
- > Noise level: 47-65 DB (min / max)
- > Air flow: 800 (m3/h)
- > Lamp wattage: 2 x 3w
- > Total Power: 186w
- > Duct position: Top
- > Duct size: 150mm
- > Extraction or recirculation
- > Optional charcoal filter



## 90CM CHIMNEY COOKER HOOD

### Model BMECH9WTBL

- 1000 m3/hr high extraction capacity
- 4 Speed motor plus boost feature
- Intuitive gesture control operation
- Suitable for ducted extraction or recirculation
- Ducting Pipe Supplied: 1.5m Flexible Aluminium
- Stainless steel & Black glass finish



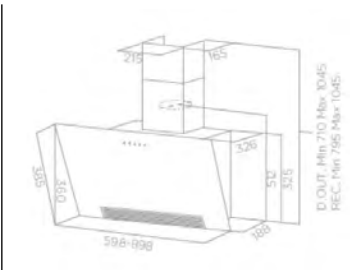
- > Noise level: 47-65 DB (min / max)
- > Air flow: 1000 (m3/h)
- > Lamp wattage: 2 x 2w
- > Total Power: 324w
- > Duct position: Top
- > Duct size: 150mm
- > Extraction or recirculation
- > Optional charcoal filter



90CM DESIGNER VERTICAL  
COOKER HOOD

Model BMECH9CWVBL

- 900 m3/hr Extraction capacity
- 3 Speed motor plus boost feature
- Electronic touch control
- LED display
- Black glass finish



- > Noise level: 47-65 DB (min / max)
- > Air flow: 350-900 (m3/h)
- > Lamp wattage: 2 x 1.5w
- > Total Power: 233w
- > Duct position: Top
- > Duct size: 150mm
- > Extraction or recirculation
- > Optional charcoal filter

CLEAN  
AIR





# INNOVATIVE DESIGN



COOKER HOODS /  
ISLAND HOODS

## COOKER HOODS / ISLAND HOODS



### 43CM DESIGNER ISLAND COOKER HOOD

#### Model BMECH43ISS

- Cylinder design
- 800 m3/h motor capacity
- Electronic pushg button control
- 3 speed
- Twin LED lamps
- Removable & washable grease filter
- Stainless steel finish



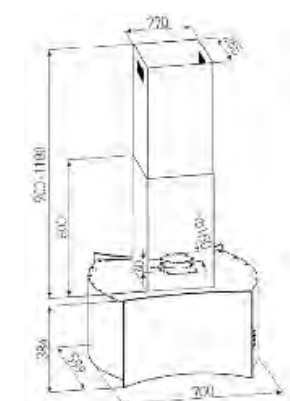
- > Noise level: 48-66 DB (min / max)
- > Air flow: 350-800 (m3/h)
- > Lamp wattage: 2 x 20w
- > Total Power: 290watts
- > Duct position: Top
- > Duct size: 150mm
- > Extraction or recirculation
- > Optional charcoal filter



### 70CM DESIGNER ISLAND COOKER HOOD

#### Model BMECH71BLSS

- Curved glass design
- 1000 m3/h motor capacity
- Electronic pushg button control
- 3 speed plus boost feature
- 4 LED lamps
- Removable & washable grease filter
- Stainless steel finish



- > Noise level: 50-66 DB (min / max)
- > Air flow: 300-900 (m3/h)
- > Lamp wattage: 2 x 20w
- > Total Power: 315watts
- > Duct position: Top
- > Duct size: 150mm
- > Extraction or recirculation
- > Optional charcoal filter

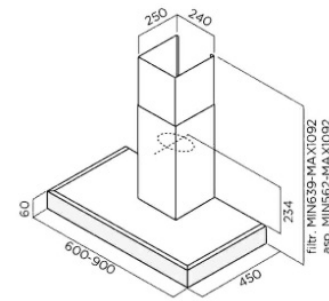
## COOKER HOODS / ISLAND HOODS



### 90CM ISLAND COOKER HOOD

#### Model BMECH9IGLSS-2

- Curved glass design
- 900 m<sup>3</sup>/h motor capacity
- Electronic touch control
- Digital display
- 3 speed plus boost feature
- Twin halogen lamps
- Removable & washable grease filter
- Stainless steel finish



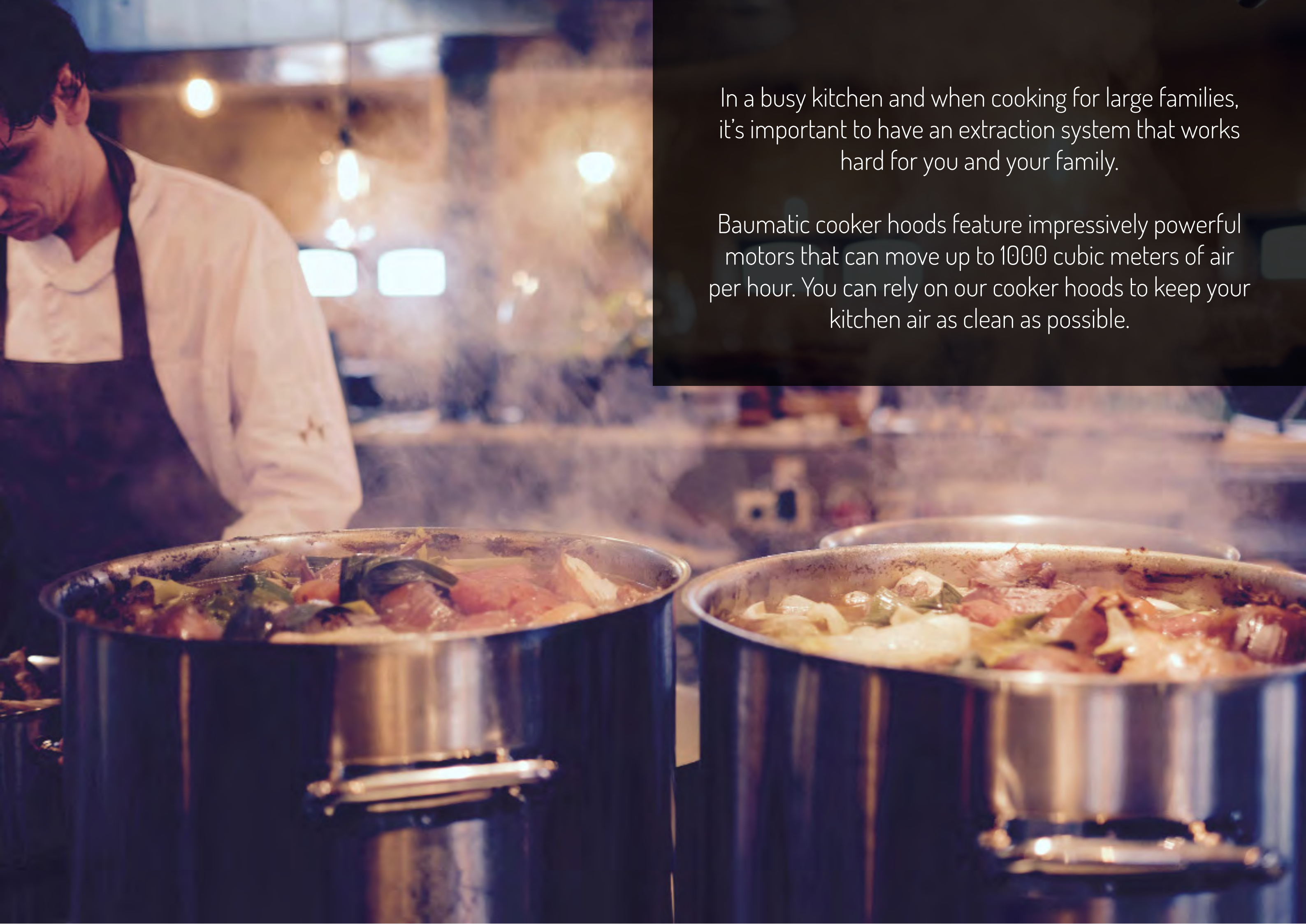
- > Noise level: 47-65 DB (min / max)
- > Air flow: 350-900 (m<sup>3</sup>/h)
- > Lamp wattage: 2 x 20w
- > Total Power: 290watts
- > Duct position: Top
- > Duct size: 150mm
- > Extraction or recirculation
- > Optional charcoal filter

## INNOVATIVE DESIGN



## COOKER HOODS / ISLAND HOODS





In a busy kitchen and when cooking for large families, it's important to have an extraction system that works hard for you and your family.

Baumatic cooker hoods feature impressively powerful motors that can move up to 1000 cubic meters of air per hour. You can rely on our cooker hoods to keep your kitchen air as clean as possible.

# THE PERFECT CONCEALMENT



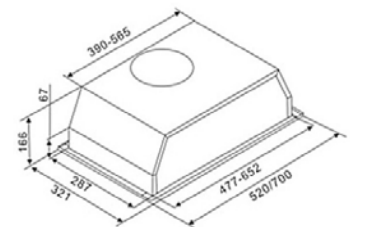
## COOKER HOODS / INTEGRATED HOODS




### 75CM WIDE COOKER HOOD

#### Model BMECH75UBL

- Under cupboard design
- 700 m3/h motor capacity
- Electronic touch control
- 3 speed plus boost feature
- Twin LED light strips
- Removable & washable grease filter
- Black glass finish



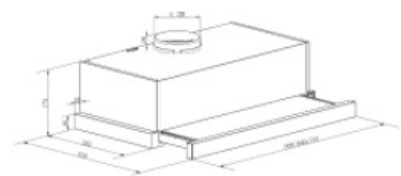
- > Noise level: 50-69 DB (min / max)
- > Air flow: 350-700 (m3/h)
- > Lamp wattage: 2 x 20w
- > Total Power: 190watts
- > Duct position: Top
- > Duct size: 150mm
- > Extraction or recirculation
- > Optional charcoal filter



### 60CM SLIDE OUT TELESCOPIC COOKER HOOD

#### Model BMECH6TSS-2

- Telescopic slide out design
- 250 m3/h motor
- Slide switch mechanical control
- 3 speed fan
- Twin mesh filter (front and rear)
- Single LED light
- 2 speed motor
- Stainless steel rail with grey underside



- > Motor - 100 watts
- > LED light
- > 205 watt
- > Duct Position - Top
- > Duct outlet size - 120mm
- > Fan operation - 2speed rocker switch

## COOKER HOODS / INTEGRATED HOODS



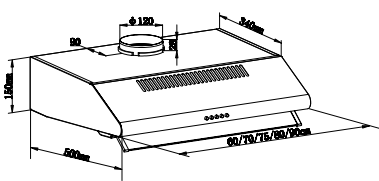
# COOKER HOODS /STANDARD HOODS



60CM FIXED TRADITIONAL COOKER HOOD

Model BMECH6FS-2

- 60cm wide traditional hood
- 400 m3/h motor
- Twin motors
- Push button control
- 3 speed fan
- Twin incandescent lights
- Silver finish



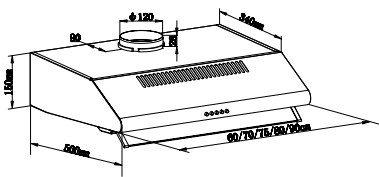
- > Noise level: 65 – 71 DB (min/max)
- > Air flow: 205 m3h to 400 m3h
- > Lamp wattage: 2 x 40 watts
- > Total power: 280 watts
- > Duct position: Top
- > Duct size: 120mm
- > Extraction or recirculating



90CM FIXED TRADITIONAL COOKER HOOD

Model BMECH9FS-2

- 90cm wide traditional hood
- 400 m3h motor
- Twin motors
- Push button control
- 3 speed fan
- Twin incandescent lights
- Silver finish



- > Noise level: 64 – 71 DB (min/max)
- > Air flow: 198 m3h to 400 m3h
- > Lamp wattage: 2 x 40 watts
- > Total power: 280 watts
- > Duct position: Top
- > Duct size: 120mm
- > Extraction or recirculating

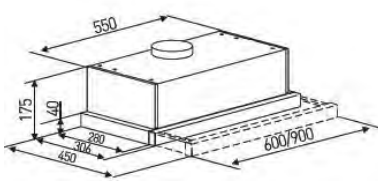
# COOKER HOODS / STANDARD HOODS



90CM SLIDE OUT TELESCOPIC HOOD

Model BMECH9TSS

- 90cm telescopic slide out design
- 440 m3/h motor
- Slide switch mechanical control
- 3 speed fan
- Twin halogen lights
- Stainless steel rail with grey underside



- > Noise level: 64 – 72 DB (min/max)
- > Air flow: 198 m3h to 440 m3h
- > Lamp wattage: 2 x 28 watts
- > Total power: 210 watts
- > Duct position: Top
- > Duct size: 120mm
- > Extraction or recirculating



MICROWAVES



PRODUCT FEATURES

Freestanding & Built In Designs

We have a range of microwave ovens to suit your kitchen and cooking requirements. The freestanding microwaves allow you to freely place the microwave around your kitchen worktop. Our built-in microwaves are designed to fit in to your kitchen cabinetry and give you a complete built-in look and feel to all your kitchen appliances.



QUICK START

All Baumatic microwaves feature an incremental 30 second quick start function that helps you save time and gets straight in to warming up your food at the maximum power level.



FRAMELESS DESIGN

You will find our true frameless design microwaves as part of the built-in microwave range that gives you a clean and stylish look of the appliance once built in to your kitchen. This is an all in one design feature that encompasses the built in frame in to the main panel and body of the microwave.



MICROWAVE FUNCTION

Food can be thawed, warmed up, or cooked by simply using the microwave cooking function. This is the ideal function for cooking quickly and cleanly, with low energy consumption and fast defrosting of frozen foods.



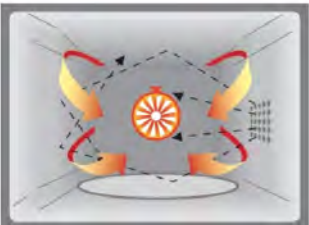
MICROWAVE GRILL

All our microwaves feature a grill function that allows you to toast, grill and brown various foods. The grill element is mounted on the roof of the microwave cavity and directs heat downwards on to the food that requires grilling.



COMBINATION MICROWAVE

Our combination microwave offers more cooking flexibility, faster and economical operation than a basic solo microwave. You can collectively or selectively combine the use of microwave energy, grill and convection heating together. All the benefits of heating, roasting, crisping and browning can be achieved by a combination microwave in the same way as a large conventional oven.



AUTO RECIPES

Baumatic brings you preset auto recipes to simplify the use of your microwave allowing you to prepare your food more efficiently. You can use our pre-selected programs that will automatically cook food for the correct time with the correct combination of microwave, convection and grill, without you having to set this yourself.



COOKING TIMER

Baumatic microwaves features cooking timers that can be set to a duration of up to 95 minutes for cooking your foods. This handy feature can let you complete other cooking and duties whilst your microwave prepares your food.



SAFETY LOCK

Safety is always a key factor in the design of all Baumatic appliances. Our microwaves are equipped with a safety lock system to help prevent accidental operation of the microwave by any member of your home.







# BEAUTIFUL INTEGRATION



---

MICROWAVES / BUILT IN /  
FREESTANDING



# MICROWAVES / BUILT IN / FREESTANDING

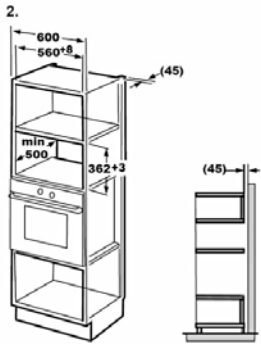


- > Turntable size 245mm
- > Total input power: 1250 watts
- > External dimensions: 595 x 343.5 x 388 MM
- > Voltage frequency: 230V 50 HZ (or 60 HZ for Kingdom of Saudi Arabia)
- > Net weight 15kg

## 20CM LITRE BUILT IN MICROWAVE

### Model BMEMWBI20SS

- 20 litre capacity
- New built in, frameless design
- 800 watt microwave
- 1000 watt grill function
- LED display with clock display
- Electronic 'Jog' digital
- 8 auto menus
- 5 microwave power levels
- 1 grill power level
- 2 combination microwave & grill power levels
- 30 second quick cook feature
- Child safety lock
- Stainless steel interior
- Stainless steel & black glass finish

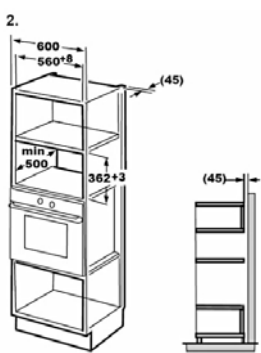


- > Turntable size 245mm
- > Total input power: 1250 watts
- > External dimensions: 595 x 343.5 x 388 MM
- > Voltage frequency: 230V 50 HZ (or 60 HZ for Kingdom of Saudi Arabia)
- > Net weight 15kg

## 28CM LITRE BUILT IN MICROWAVE

### Model BMEMWBI28SS

- 28 litre capacity
- New built in, frameless design
- 900 watt microwave
- 1000 watt grill function
- LED display with clock display
- Electronic 'Jog' digital
- 8 auto menus
- 5 microwave power levels
- 1 grill power level
- 2 combination microwave & grill power levels
- 30 second quick cook feature
- Child safety lock
- Stainless steel interior
- Stainless steel & black glass finish



# MICROWAVES / BUILT IN / FREESTANDING

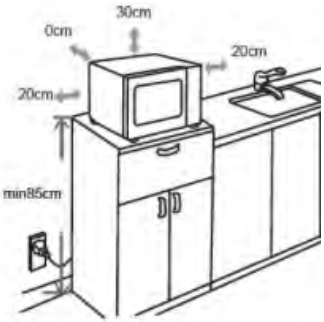


- > Turntable size 315mm
- > Total input power: 1450 watts
- > External dimensions: 513 x 410 x 307 MM
- > Voltage frequency: 230V 50 HZ (or 60 HZ for Kingdom of Saudi Arabia)
- > Net weight 15.5kg

## 25CM LITRE FREESTANDING MICROWAVE

### Model BMEMWFS25SS

- 25 litre capacity
- Freestanding model
- New design
- 900 watt microwave
- 1000 watt grill function
- LED display with clock display
- Electronic 'Jog' digital
- 8 auto menus
- 5 microwave power levels
- 1 grill power level
- 2 combination microwave & grill power levels
- 30 second quick cook feature
- Child safety lock
- Stainless steel interior
- Stainless steel & black glass finish

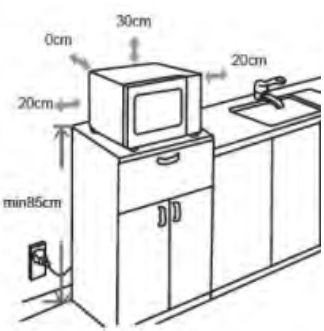


- > Turntable size 345mm
- > Total input power: 1550 watts
- > External dimensions: 553 x 470 x 327mm
- > Voltage frequency: 230V 50 HZ (or 60 HZ for Kingdom of Saudi Arabia)
- > Net weight: 20.5kgs

## 42CM LITRE FREESTANDING MICROWAVE

### Model BMEMWFS42SS

- 42 litre capacity
- Freestanding model
- Grill feature
- 1100 watt microwave
- 1200 watt grill function
- LED display
- Electronic touch pad control
- 11 microwave power levels
- 7 auto levels
- 95 minute timer
- 8 auto menus
- 30 sec quick cook feature
- Child safety lock







DISHWASHERS



PRODUCT FEATURES

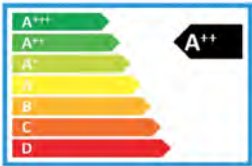
LARGE CAPACITY - 15 PLACE SETTINGS

Today's busy families always have a lot of dishes to wash. Baumatic's dishwashers have been innovatively designed to maximise the space inside, whilst still maintaining a standard cabinet size. The result is an extra large 15 place setting capacity dishwasher. Now you can wash more dishes and save time and money, using less energy and water.



ENERGY EFFICIENCY - A++

While washing up to 15 place settings of dishes, your Baumatic dishwasher uses a minimal amount of energy. You can find up to A++ energy rated dishwashers in our range to reduce your energy bills and help save the environment. This rating is based on testing to European standards.



HALF LOAD OPTION

Even if you do not load the dishwasher fully, it makes sense to still operate your Baumatic dishwasher. It will still use less water than manually washing up dishes in the sink. Some of our dishwashers now feature a Half Load option, which reduces energy and water even more to compensate when there are less dishes to wash.



DELAY TIMER -24HRS

Whether you wish to have your dishwasher operate whilst you're away, or during the night, some models feature a delay timer. Conveniently set the dishwasher to turn on when you want. In some areas setting the dishwasher to go on late in the evening allows you to take advantage of cheaper electricity rates.



LOW WATER USAGE

When you turn on a Baumatic dishwasher you can feel happy that you are not being wasteful and using up our precious natural resource. With global consumption of water on the rise, it's ever more important to be able to wash a complete 15 place setting of dishes in only 9 litres of water (using Eco wash program).




CUTLERY DRAW

To maximise space in the bottom basket, some Baumatic dishwashers have a draw at the top that conveniently allows you to place cutlery here to wash. The cutlery draw is a great space saving idea that ensures a cleaner, efficient wash for your cutlery and a larger load capacity for normal dishes.



MULTIPLE WASH PROGRAMS & WATER TEMPERATURES

All kinds of dishes can be washed in your Baumatic dishwasher thanks to the availability of up to 9 wash programs and up to 6 wash temperatures. Each program has been designed for specific types of dishes so as to optimise the best cleaning result utilising a varying degree of wash temperatures. From as low as an efficient 35 degree temperature for delicate glasses to a hot 70 degree temperature for pots and pans. Your dishes are assured to come out clean and sparkling when washed in a Baumatic dishwasher.



LOW NOISE


After dinner when you want to relax, the last thing you want to hear is the dishwasher cleaning dishes. In today's modern open plan kitchens, a quiet dishwasher is even more important. Baumatic's dishwashers operate as low as 45 decibels, which is far lower than a normal conversation rated at 60 decibels. Enjoy the rest of your evening relaxing after dinner and not listening to your dishwasher.







# SPARKLING DISHES



---


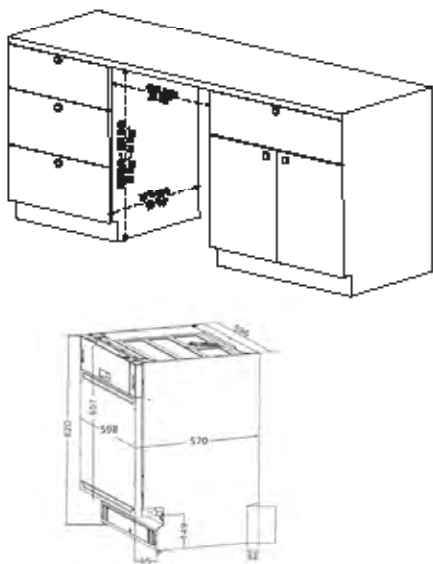
DISHWASHERS / BUILT IN





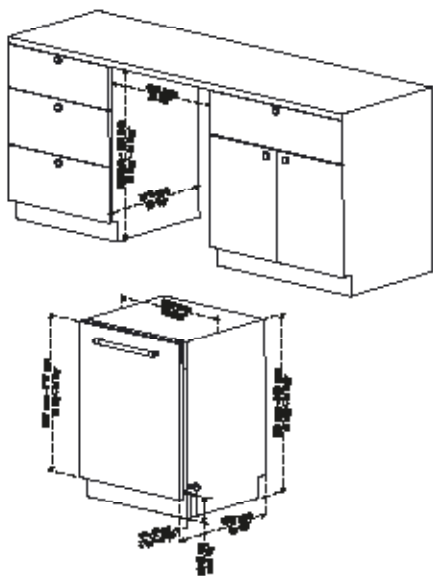
16 PLACE BUILT IN DISHWASHER  
Model BMEDW16I

- 16 Place Capacity
- A++ energy rating
- Turbo condensing drying
- Auto Wash
- Full stainless-steel Interior



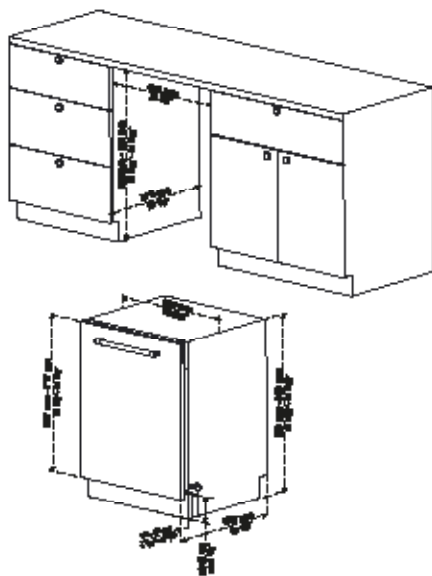
13 PLACE BUILT IN DISHWASHER  
Model BMEDW135I-2

- 13 place settings
- Fully integrated installation
- 5 wash programs including 3 in 1 program
- 4 wash temperatures
- A++ energy rating
- Half load
- Top cutlery basket
- Delay timer
- 49 dB(A) noise level



12 PLACE BUILT IN DISHWASHER  
Model BMEDW12I-2

- 12 place settings
- Fully integrated installation
- 4 wash programs
- 2 wash temperatures
- A++ energy rating
- 52 dB(A) noise level




## NOT JUST CLEAN DISHES BUT DRY DISHES

Having clean dishes is one thing, but importantly we realise that dry dishes are just as important so you can put your dishes away without having to dry them down manually.

At the end of a wash cycle often the remaining steam and heat from the wash causes condensation that drips water back onto your dishes.

Our Turbo Dry feature has a special fan in the door of the dishwasher that removes this residual heat and steam, leaving your dishes dry and ready to put away. Engineered Innovation by Baumatic.







# SUPERIOR PERFORMANCE



---

DISHWASHERS /  
FREESTANDING



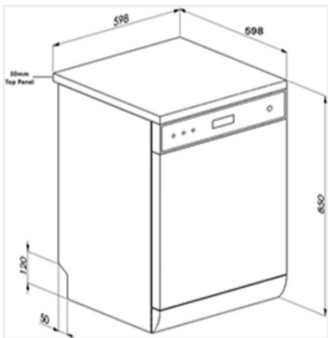
# DISHWASHERS / FREESTANDING



## 16 PLACE FREESTANDING DISHWASHER

### Model BMEDW16FSBL

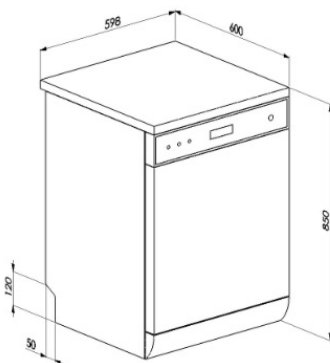
- 16 Place Capacity
- A++ energy rating
- Touch control panel
- Full stainless-steel Interior
- Turbo condensing drying
- Baby sterilized wash setting
- Anti Flood & Anti Leak device
- Motor type: BLDC
- Black finish



## 13 PLACE FREESTANDING DISHWASHER

### Model BMEDW136FSS

- 13 place settings
- 6 Wash programs
- A++ energy rating
- Top cutlery basket
- LED display including program time remaining
- 6 water temperatures
- Delay timer
- 49 dB(A) noise level
- Stainless steel door



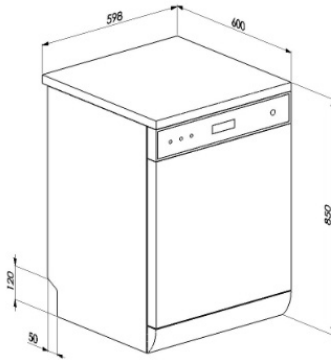
# DISHWASHERS / FREESTANDING



## 12 PLACE FREESTANDING DISHWASHER

### Model BMEDW12FW

- 12 place settings
- 5 Wash programs
- A++ energy rating
- LED display
- Delay timer
- 52 dB(A) noise level
- White finish







## A WASHER FOR ALL THE FAMILY

'Your family all wear different clothes that require different levels of care when it comes to washing. That's why our washing machines feature multiple wash programs, up to 15 in fact.

Each program has been specifically designed for particular clothes. You'll find a jeans wash, a delicate shirt wash, and a sports and wool wash to name a few'.

Fit all of it in our large capacity 9kg washers with an extra wide door opening for ease of use.



# LAUNDRY



PRODUCT FEATURES


MULTIPLE WASH PROGRAMS

Our clothes are as individual as we are and made up of a large variety of fabrics. It is important to have a washing machine that can work with different fabrics to maintain an efficient clean, yet with a gentle operation. Baumatic washers feature up to 15 different wash programs that cater for a wide range of fabrics, which include a special shirt wash to reduce wrinkles, a delicate wool cycle, a sports wash and a handy quick 15 minute wash.



1400 RPM SPIN SPEED

Some clothes, including linen and towels, can be spun at higher speeds to remove as much moisture as possible. Our Baumatic Baumatic washers feature up to a 1400 RPM spin speed, to ensure as much water and moisture is removed so drying time is reduced saving you money and saving the environment. The spin speed can be adjusted manually or our washer will match the spin speed to the selected wash program.



DELAY TIMER -24HRS

Whether you wish to have your washer and washer dryer operate whilst you're away, or during the night, some models feature a 24-hour delay timer. Conveniently set washer to turn on when you want. In some areas setting the washer to go on late in the evening allows you to take advantage of cheaper electricity rates.



LED DISPLAY

Always be in the know with our LED display on our Baumatic washers and washer dryers. The LED display shows useful operational information with the washing cycle. Such as a delay time if it's been set, the time remaining of the current wash and its progression.



ENERGY EFFICIENCY - A++

While washing up to a large 9kg load capacity of clothes, your Baumatic washer uses a minimal amount of energy. You can find up to A++ rated washers (according to European standard testing) in our range that will help reduce the amount of energy you use. Save money and help save the environment.



LARGE 470MM DOOR OPENING

Gone are the days of trying to squeeze your laundry through a tiny door opening. Baumatic washing machines are equipped with a large 470mm door opening to enable you to fit bigger items such as bed linen with ease.



HALF LOAD FEATURE

Our washers come with a convenient automatic half load feature. While we like to boast about our larger capacity drums, if you do not load the washer fully with clothes, our machines will automatically adjust the program and activate half load. This will reduce the amount of water, energy used and also reduce the duration of the wash. Just another step towards saving you and our planet. We like to call it 'engineered innovation.



MORE OPTIONS

Baumatic washers feature additional options to help you personalise your wash even more.



You can set an 'anti-allergic' function for those with sensitive skin, also an 'extra rinse' or 'pre-wash' for really dirty clothes and who wouldn't want an 'easy ironing' feature?

Baumatic washers put you in complete control to deliver the very best wash results.



8KG FREESTANDING WASHING MACHINE

Model BMEWFS8S

- 8 kg Capacity
- 15 wash programs
- 5-star energy efficiency rating
- 5-star water efficiency rating
- Motor type: BLDC Inverter
- Smart Start
- Tub self-hot clean
- Delay timer
- 5 wash temperature
- Black glass
- Silver finish



- > Nominal power: 1950 W
- > Annual energy consumption: 505 kWh
- > Total annual water consumption: 9261 L
- > Washing efficiency: Class A
- > pinning revolution (rev/min): 1200
- > Frequency 50 Hz (60 Hz for Saudi Arabia)
- > Voltage: 220-240 V
- > Wash temperatures: 20, 30, 40, 60 & 90



12KG FREESTANDING WASHING MACHINE

Model BMEWFS12S

- 12 kg Capacity
- 16 wash programs
- 5-star energy efficiency rating
- 5-star water efficiency rating
- Motor type: BLDC Inverter
- Tub self-hot clean
- Delay timer
- 5 wash temperature
- Black glass
- Silver finish



- > Nominal power: 1800 W
- > Annual energy consumption: 169 kWh
- > Total annual water consumption: 14534 L
- > Washing efficiency: Class A
- > Spinning revolution (rev/min): 1200
- > Frequency 50 Hz (60 Hz for Saudi Arabia)
- > Voltage: 220-240 V
- > Wash temperatures: 20, 30, 40, 60 & 90



10KG FREESTANDING WASHING MACHINE

Model BMEWFS10S

- 10 kg Capacity
- 15 wash programs
- 5-star energy efficiency rating
- 5-star water efficiency rating
- Motor type: BLDC Inverter
- Smart Start
- Tub self-hot clean
- Delay timer
- 5 wash temperature
- Black glass
- Silver finish



- > Nominal power: 2050 W
- > Annual energy consumption: 605 kWh
- > Total annual water consumption: 10140 L
- > Washing efficiency: Class A
- > Spinning revolution (rev/min): 1200
- > Frequency 50 Hz (60 Hz for Saudi Arabia)
- > Voltage: 220-240 V
- > Wash temperatures: 20, 30, 40, 60 & 90



12KG/8KG FREESTANDING WASHER DRYER

Model BMEWDFS12S

- 12 kg washing capacity, 8 kg drying capacity
- 16 wash programs
- 5-star water efficiency rating
- Motor type: BLDC Inverter
- Tub self-hot clean
- Delay timer
- 5 wash temperature
- Black glass
- Silver finish



- > Nominal power: 1800 W
- > Annual energy consumption: 1394 kWh
- > Total annual water consumption: 14040 L
- > Washing efficiency: Class A
- > Spinning revolution (rev/min): 1200
- > Frequency 50 Hz (60 Hz for Saudi Arabia)
- > Voltage: 220-240 V
- > Wash temperatures: 20, 30, 40, 60 & 90





REFRIGERATION



PRODUCT FEATURES

MULTI AIR FLOW SYSTEM

A fridge is not just a fridge. You should demand more and insist on a high standard of performance. A key performance feature with Baumatic's refrigeration range is our Multi Air Flow System. Cool air flows constantly from various points within the fridge to ensure every corner remains at the preselected temperature consistently. The result is your food stays fresher for longer with Baumatic's Multi Air Flow System.



DIGITAL TEMPERATURE CONTROL & INVERTER COMPRESSOR TECHNOLOGY

Baumatic's fridges use leading inverter compressor technology. When combined with our digital temperature control and display, you get a very precise temperature management system. The fridge operates independently from the freezer, ensuring no unnecessary energy use and maintains your preset temperature at all times.



FLEXIBLE DESIGNS

Whatever your kitchen design or family size, Baumatic's refrigeration collection gives you the flexibility to integrate the most suitable model for you. We have a range of freestanding models in side by side or a 4 door model for those requiring an extra wide fridge. There are also more traditional top mount fridge freezers in large capacities and a range of built in models should you wish to integrate and completely conceal your fridge freezer.



FLEXIBLE STORAGE COMPARTMENTS

Because not every family is the same, our fridges offer you a flexible choice of storage compartments. Whether storing more fresh fruit and vegetables, dairy and seafood or freezing, Baumatic offers you large choice of storage options. A fresh compartment\* stores dairy and seafood at a zero temperature that extends the life of the food. There are various extra large door buckets, fruit and vegetable crispers and tilting baskets in some models. A freeze compartment with a temperature range setting from -7 to -18 deg C, gives you total control and flexibility.



FROST FREE TECHNOLOGY

Thanks to innovative Total No Frost technology, ice crystals are unable to form, ensuring there is no build up of frost and ice in the fridge or the freezer. This means that you will never have to defrost again saving you both time and money.



FAST COOL & FAST FREE FUNCTIONS

When stocking your fridge and freezer with new groceries, using the Fast Cool or Fast Freeze functions quickly returns your food to the correct storage temperatures. This feature is ideal for groceries that have travelled in warmer temperatures from the supermarket to your home. Baumatic fridges are always keeping your food fresher for longer.



LED LIGHTING

Our fridges use low voltage LED lighting for optimum, bright illumination. Resulting in seeing more of your fridge's contents in the most efficient way.



TEMPERED GLASS SHELVING

Our Baumatic fridges feature tempered glass shelving. Easy to wipe clean and durable enough for every day use, some models also have a spill safe feature.



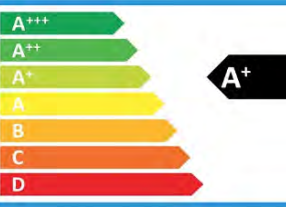
MARK FREE SILVER FINISH

Baumatic's product designers have used the latest in fridge finish technology for our freestanding fridge range. The result is a stunning stainless steel look silver finish that's durable and easier to maintain than traditional stainless steel. Our silver finish is mark free, wipes clean with a cloth and will maintain a bright as new appearance for years to come.



A+ ENERGY RATING



We know it is imperative to have a fridge and freezer that stores your food so that it remains fresh and lasts as long as possible. This helps reduce your food bills. Baumatic fridge freezers also help reduce your energy bills by giving you optimum performance at up to A+ energy ratings.







# PERFECT INTEGRATION



---

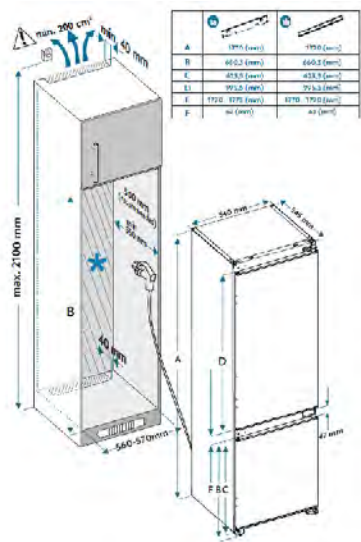
REFRIGERATION / BUILT IN



70 / 30 SPLIT BUILT IN FRIDGE

Model BMEFIF7030

- Built in fridge freezer
- Frost free operation
- 235 litre total capacity
- A+ energy rated (European Standards)
- Mechanical controls
- 4 tempered glass shelves
- 1 x large crisper
- 3 x door shelves
- 1 x door bottle storage
- Ice tray
- LED lamp to fridge
- 4 star freezer
- 3 x freezer drawers

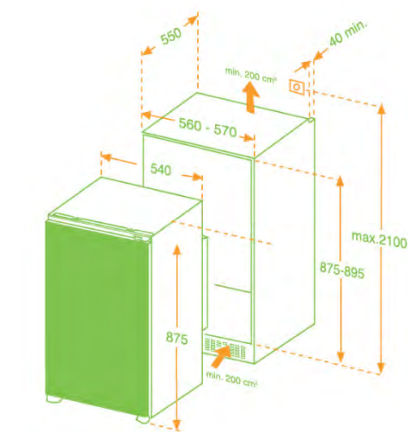


- > Fridge capacity: 181 litres
- > Freezer capacity: 75 litres
- > Sliding hinge system
- > 220-240V
- > 50Hz
- > R600A gas
- > Energy consumption: .94 (kWh/24h)
- > Dimensions: 540mm W x 545mm D x 1770mm H

BUILT UNDER FRIDGE

Model BMEFIL880

- Built in under fridge
- Icebox
- 126 litre total capacity
- A+ energy rated
- Mechanical controls
- 4 star freezer
- Auto defrost (frost free operation)
- 2 x spill proof, tempered glass shelves
- 2 x crisper
- 880mm niche
- Sliding hinge system



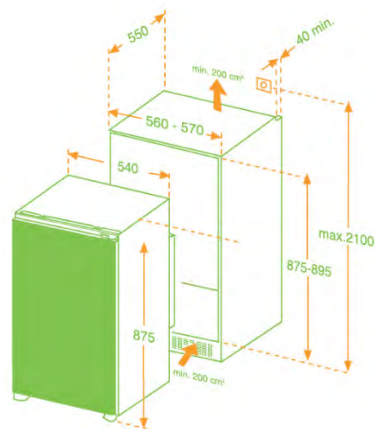
- > Product dimension: 875 x 540 x 545 (W\*D\*H mm)
- > Total net capacity - 123 litre



BUILT UNDER FRIDGE

Model BMEFIL880

- Built in under fridge
- Icebox
- 137 litre total capacity
- A+ energy rated
- Mechanical controls
- Auto defrost (frost free operation)
- 2 x spill proof, tempered glass shelves
- 2 x crisper




- > Product dimension: 875 x 540 x 545 (W\*D\*H mm)
- > Total net capacity - 136 litre
- > 880mm niche
- > Sliding hinge system
- > Reversible door





# FRESHER FOR LONGER



---

REFRIGERATION /  
FREESTANDING

# REFRIGERATION / FREESTANDING



## 2 DOOR FREESTANDING FRIDGE

### Model BMEFS518S-2

- Inverter technology
- New flat design
- Side by side design
- 566 litre total design
- True 'no frost' operation
- Multi air flow system
- Separate cooling system (fridge & freezer)
- Digital temperature management
- Touch LED control & display
- A+ energy rated
- 6 x glass tempered shelves in fridge
- LED lighting
- Fast freeze & fast cool function
- 3 x large door shelves in fridge
- 6 x glass tempered shelves in freezer
- 4 x large door shelves in freezer
- 1 x large vegetable crisper in fridge
- 1 x storage drawer in freezer
- Twist Ice Maker
- Easy glide draws
- Child safety lock
- Door alarm
- Mark free silver finish

> Product dimension: 910 x 643 x 1786 (W\*D\*H mm)  
> Total net capacity: 508 litre (334 litre fridge & 174 litre freezer)  
> 4 star freezer compartment  
> Energy consumption: 1.27 kWh / 464 kWh (24hr/annual)  
> Noise level: 45 dBA



## 4 DOOR FREESTANDING FRIDGE

### Model BMEFF620S-2

- Inverter technology
- New flat design
- 4 door design
- 688 litre total capacity
- Integrated handle design
- Extra wide fridge storage
- True 'no frost' operation
- Multi air flow system
- Separate cooling system (fridge & freezer)
- Digital temperature management
- Touch LED control & display
- A+ energy rated
- Flexible freeze/cool zone
- Glass tempered shelves
- LED lighting
- Fast freeze & fast cool function
- Holiday mode
- Large door baskets
- Tilting baskets
- Twist Ice Maker
- Easy glide draws
- Child safety lock
- Door alarm
- Mark free silver finish

> Product dimension: 910 x 643 x 1786 (W\*D\*H mm)  
> Total net capacity: 518 litre (341 litre fridge & 147 litre freezer)  
> Annual energy consumption: 411 kWh  
> 2m power cord including plug  
> Noise level: 43 dBA

# REFRIGERATION / FREESTANDING



## TOP MOUNT FREESTANDING FRIDGE

### Model BMEFF500S-2

- Inverter technology
- New flat design
- Top mount design
- 500 litre total capacity
- True 'no frost' operation
- Multi air flow system
- Digital temperature management
- A+ energy rated
- Glass tempered shelves
- LED lighting
- Fast freeze & fast cool function
- Large door baskets
- Large vegetable crisper
- Mark free silver finish

> Product dimension: 910 x 643 x 1786 (W\*D\*H mm)  
> Total net capacity: 518 litre (341 litre fridge & 147 litre freezer)  
> Annual energy consumption: 411 kWh  
> 2m power cord including plug  
> Noise level: 43 dBA



## TOP MOUNT FREESTANDING FRIDGE

### Model BMEFF550S-2

- Inverter technology
- New flat design
- Top mount design
- 550 litre total capacity
- True 'no frost' operation
- Multi air flow system
- Digital temperature management
- A+ energy rated
- Glass tempered shelves
- LED lighting
- Fast freeze & fast cool function
- Large door baskets
- Large vegetable crisper
- Mark free silver finish

> Product dimension: 910 x 643 x 1786 (W\*D\*H mm)  
> Total net capacity: 518 litre (341 litre fridge & 147 litre freezer)  
> Annual energy consumption: 411 kWh  
> 2m power cord including plug  
> Noise level: 43 dBA



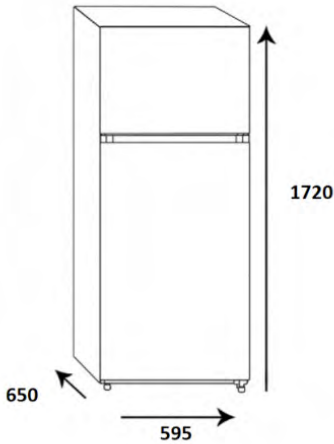


TOP MOUNT FREESTANDING RE-  
FRIGERATOR

Model **BMEFT343S**

- 332-litre total capacity
- Total no frost operation
- Multi air flow cooling system
- 4-star performance rating
- Large vegetable crisper
- Integrated door handles
- Reversible doors
- Mark free silver finish

> Dimensions (H x W x D): 1720 x 595 x 650 mm  
> Net weight: 59.54 kg, Gross weight: 64 kg  
> Power rating: 220-240V, 0.9A, 50Hz  
> Total rated power: 148 W  
> Defrost heater power: 156 W



FRESHER FOR  
LONGER





**BAUMATIC MIDDLE EAST GENERAL TRADING LLC**

PO BOX 393720

Suite 608, Level 6

Opal Tower Building, Abraj St, Business Bay

Dubai, United Arab Emirates

Tel: +971 (0) 4551 3780

[www.baumatic-mea.com](http://www.baumatic-mea.com)

